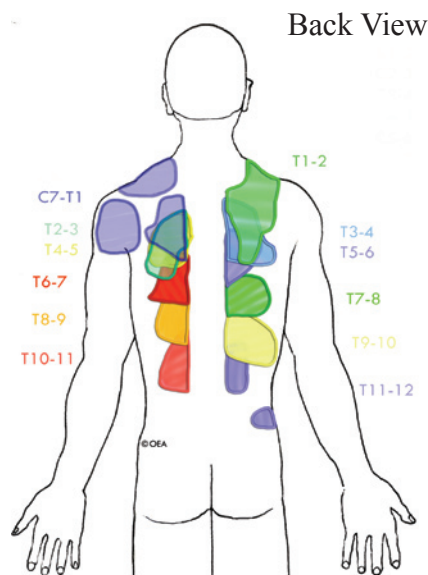
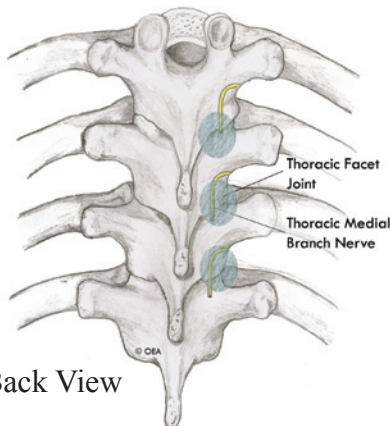
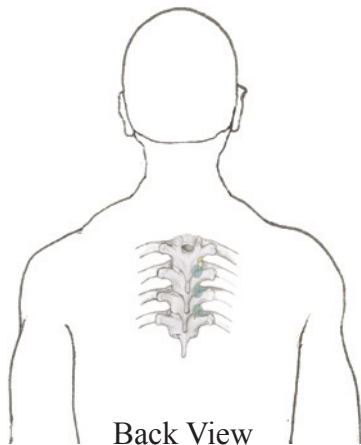


# THORACIC MEDIAL BRANCH BLOCK

## For Upper & Mid Back Pain



A thoracic medial branch block is an outpatient procedure for diagnosing and treating upper and middle back pain. This information sheet will explain what it is. Your doctor can explain if it is for you.

### What are thoracic facet joints?

Facet joints connect the vertebrae, the bones of the spine. They help guide your spine when you move. The area of the spine between your neck and low back is called the thoracic region. It contains twelve vertebrae.

Facet joints are found on both sides of the spine. Each is about the size of a thumbnail. Thoracic facet joints are named for the vertebrae they connect and the side of the spine where they are found. The right T4-5 facet joint, for example, joins the 4th and 5th thoracic vertebrae on the right side.

Medial branch nerves are found near facet joints. They transmit pain signals from the facet joints to your brain.

### What is thoracic facet joint pain?

You may feel pain if a thoracic facet joint is injured or inflamed. Sometimes it feels like muscle tension. Other times it can be severe pain.

The cartilage inside the joint may be injured. Other times only connecting ligaments or nerves surrounding the joint are injured.

Facet pain also depends on which facet joint is affected. Pain from thoracic facet joints occurs in a large area from your upper back and shoulder to your hips. The diagram shows areas of pain *usually* associated with specific thoracic facet joints.

### How do I know if I have thoracic facet pain?

If you have pain in one or more of these areas you may have thoracic facet pain. Common tests such as x-rays or MRIs, may not always show if a facet joint is causing pain.

### What is a thoracic medial branch block?

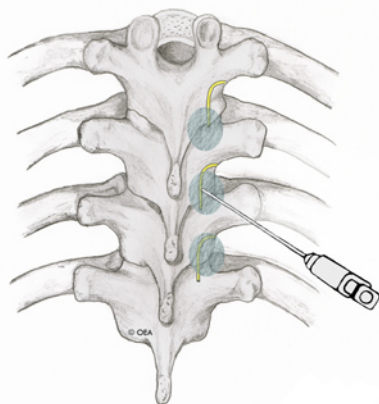
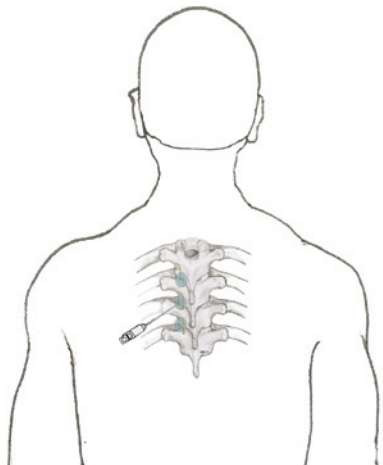
In a thoracic medial branch block, a local anesthetic (numbing medicine) is injected near the medial branch nerve. This stops the transmission of pain signals from the facet joint. If this reduces your pain and helps you move your back like normal, it tells the doctor which facet joint is causing the pain. This procedure is often repeated to confirm the source of pain.

### What happens during an injection?

The injection may start with an IV (medicine given intravenously) to help you relax. A local anesthetic will be used to numb your skin.

## For Upper & Mid Back Pain

Back View



Back View

The doctor will then insert a thin needle near the medial branch nerve. Fluoroscopy, a type of x-ray, may be used to ensure the safe and proper position of the needle. A dye may also be injected to make sure the needle is at the correct spot.

Once the doctor is sure the needle is correctly placed, the anesthetic (numbing medicine) and corticosteroid (healing medicine) will be injected.

### What happens after a medial branch injection?

You will be monitored for at least 30 minutes after the injection. When you are ready to leave, the clinic will give you discharge instructions.

It may help to move in ways that hurt before the injection, to see if the pain is still there, but do not overdo it. Take it easy for the rest of the day.

You may feel immediate pain relief and numbness in your upper back for up to six hours after the injection. This tells you the medicine has reached the right spot.

You can usually return to work the day after the injection, but always check with your doctor.

### How long can I expect pain relief?

How long you can expect pain relief depends on how many areas are injured, and on the amount of inflammation.

If your pain goes away for a short time, but then returns, you may be a candidate for radiofrequency denervation (RFD) to the medial branch nerve. This procedure provides a more permanent disruption of pain signals.

*This pamphlet is for general education only. Specific questions or concerns should always be directed to your doctor. Your doctor can explain possible risks or side effects.*



### Headache & Pain Center, AMC

Diagnosing and Relieving Pain Since 1994

**Jimmy N. Ponder Jr., MD**  
**Adolfo J. Cuadra, MD**  
**Brandon S. Brooks, MD**

|   |  |
|---|--|
| 123 Frontage Road-A<br>Gray, LA 70359<br>Phone: (985) 580-1200<br>Fax: (985) 580-1218 | 531-A Jefferson Terrace Blvd<br>New Iberia, LA 70560<br>Phone: (337) 560-0880<br>Fax: (337) 560-0870 |
|---|--|

[www.answertopain.com](http://www.answertopain.com)



**ORTHOPEDIC  
EDUCATION  
ASSOCIATES**

© 2005 Orthopedic Education Associates. All rights reserved. 5.7.5VI  
9501 N. Oak Trwy, Suite 201,  
Kansas City, MO 64155  
Sales via Modern PT  
sales@oeabrochures.com  
www.oeabrochures.com